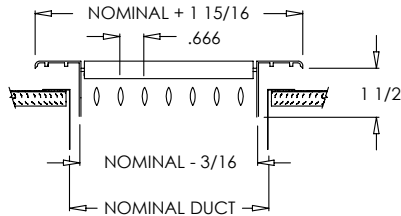
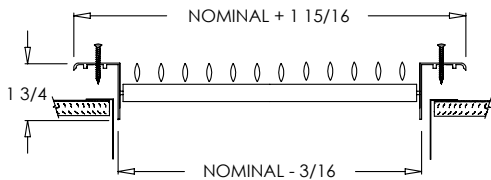


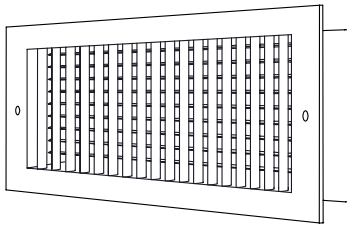
934 (Extruded Aluminum Frame)



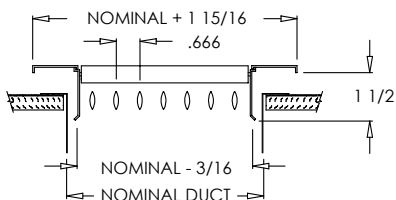
934 (Extruded Aluminum Frame)



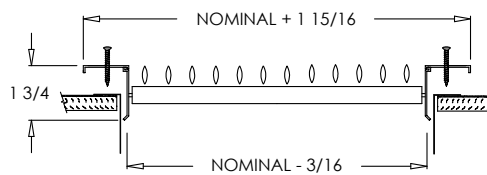
934 (Extruded Aluminum Frame)



934 (Stamped Steel One Piece Frame)



934 (Stamped Steel One Piece Frame)



934 (Stamped Steel One Piece Frame)

Standard Features:

- Double deflection surface mount grille with adjustable steel blades
- Front blades parallel to shortest dimension, back blades parallel to longest dimension
- Provides 4-way airflow on one plane
- Nylon bushings on adjustable blades prevent metal on metal rattle
- Countersunk mounting holes for flush appearance with color matching Phillips posi-drive screws
- Available in even sizes up to 36"x24"
- Frame dependent on product size, refer to chart below
- Rust resistant pre-coat with durable powder finish
- Soft White

Options:

- Recessed screwdriver operated Opposed Blade Damper (934-0)
- 2" ADC compliant round collar with bead for ease of installation (square sizes only)
- T-20 Tamper Proof Screws

Finishes:

STANDARD COLORS

- Soft White
- Driftwood Tan

DESIGNER COLORS

- Black
- Bronze
- Storm Gray
- Cement Gray

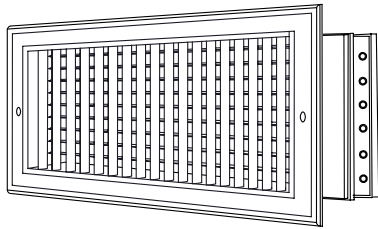
- Aluminum Paint
- Coffee Tan
- Warm White
- Glossy White

Stamped Steel One Piece Frame Sizes

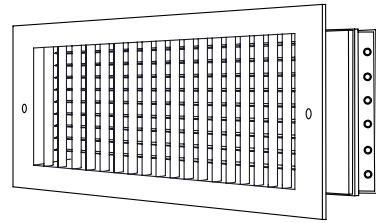
6 x 6	10 x 4	12 x 6	14 x 6
8 x 4	10 x 6	12 x 8	14 x 8
8 x 6	10 x 10	12 x 12	14 x 10
8 x 8	12 x 4	14 x 4	14 x 14

Note: Sizes not shown above use an extruded aluminum surface mount frame with signature line marks.

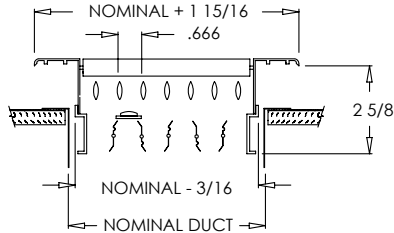
Continued next page.



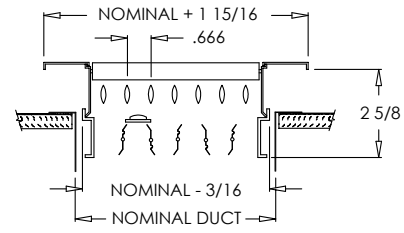
934-O (Extruded Aluminum Frame)



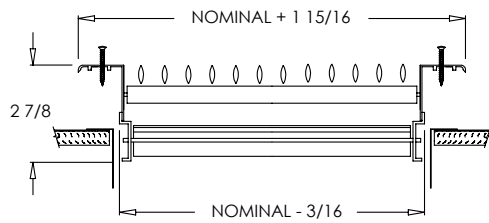
934-O (Stamped Steel One Piece Frame)



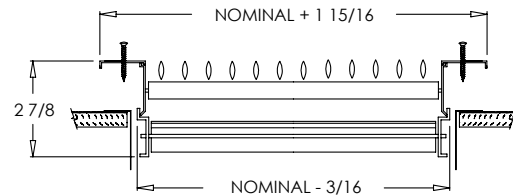
934-O (Extruded Aluminum Frame)



934-O (Stamped Steel One Piece Frame)



934-O (Extruded Aluminum Frame)



934-O (Stamped Steel One Piece Frame)

Additional Information:

Submittal Notes

Project / Location:

Engineer:

Architect:

Contractor: