Job: _____

Location: _____

Submitted to: _____

Submittal Prepared by: _____

Approve Date: _____

Date: _____

Series 50

With Boot

Specifications

UL Classification:
UL Classified UL 263 - For Use In UL 263 Wood Truss Floor/Ceiling And Roof/Ceiling Assemblies Rated 1 Hour

UL Floor/Ceiling Assemblies:
Approved for Use in **L-587*, L528, L558, L562, L563 L574,** and **L585**
** ATI Exclusive Listings*

UL Roof/Ceiling Assemblies:
Approved for Use in **P-556*, P533, P544, P545, P547,** and **P580**
** ATI Exclusive Listings*

Ceiling Radiation Damper Type:
Incorporates a UL 555C evaluated ceiling damper for use in register opening applications

Profile:
22Ga 1 Piece Rollformed Frame And Blades

Material:
Galvanized Steel

Fusible Link:
165° F Rated Link - Standard
212° F Rated Link - Optional

Fusible Link Type:
Standard Link Attachment (SL) - Optional
Easy Access Attachment (EA) - Standard

Enclosure Types:
Flanged or Non-Flanged
28Ga 90° Boot
28Ga Straight Boot
28Ga End Boot

Sizes:
4" x 6" x 4"Ø to 14" x 14" x 10"Ø

Thermal Blanket:
Ceramic Thermal Blanket Provided On Units With CRD Blade Areas Of Greater Than 84 Sq. In.

True Truss™ UL 263 1 Hour



90° or "L" Boot

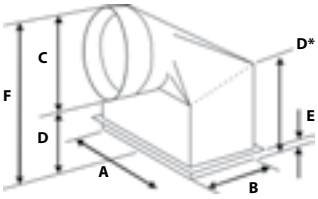

A = Boot Width
B = Boot Height
C = Inlet Diameter
D = Throat Depth
D* = Back Height = Throat Depth +2" ("L" Boots only)
E = Flange (Plaster Guard) Recess (If Ordered)
F = Overall Height

Straight Boot

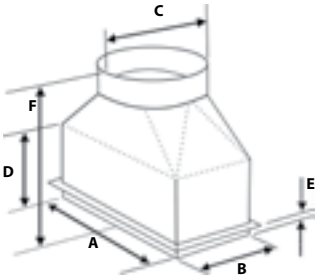

A = Boot Width
B = Boot Height
C = Inlet Diameter
D = Throat Depth
E = Flange (Plaster Guard) Recess (If Ordered)
F = Overall Height (12" to 13½") depending on requested size

End Boot

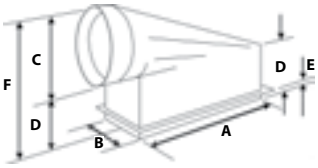

A = Boot Width
B = Boot Height
C = Inlet Diameter
D = Throat Depth
E = Flange (Plaster Guard) Recess (If Ordered)
F = Overall Height (varies w/size)

This product meets the requirements for ceiling dampers established by:

UL Standards 263 and 555C
NFPA Standard 90A
ICC Building Codes

3226-1650:0105

Part Number Format

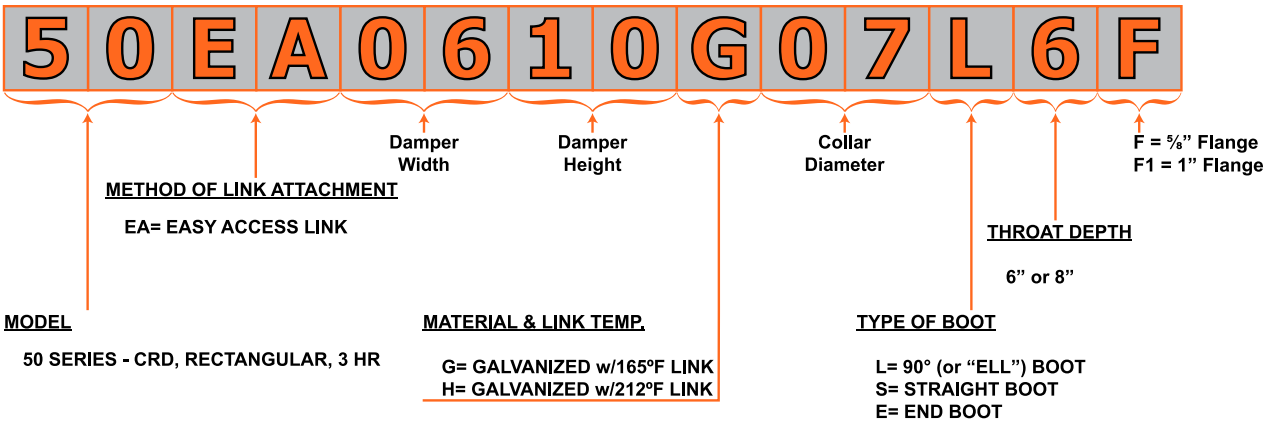

Qty.	Damper Size		Fusible Link Temp (165°F) std.	Factory Boot Option					
	W	H		Type			Collar Size	Throat Depth	Flange
				L	S	E			