



182 GRANITE STREET, SUITE 101, CORONA, CA 92879

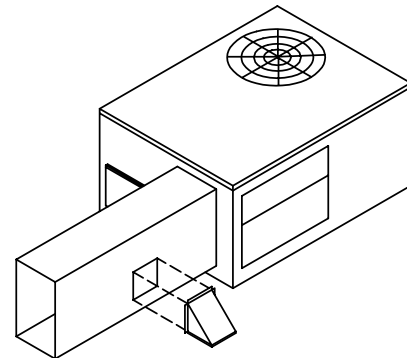
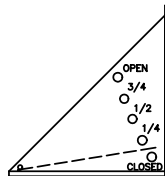
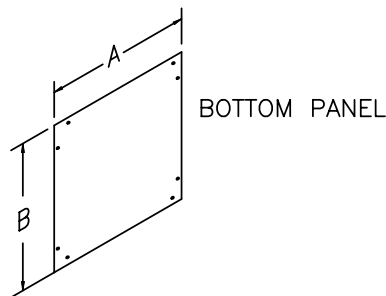
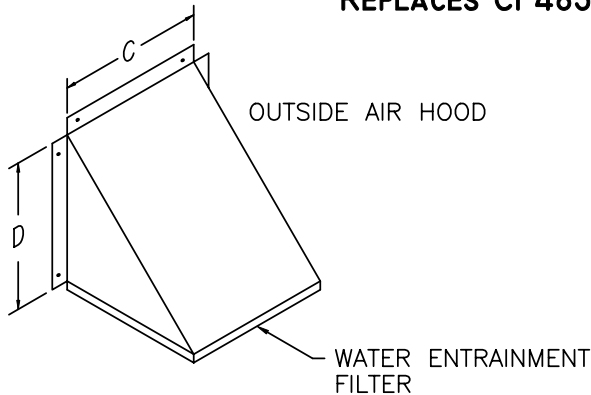
PHONE: (951)278-1830 FAX: (951)278-8444 www.canfab.com canfab@canfab.com

CARRIER 6 - 12-1/2 TONS

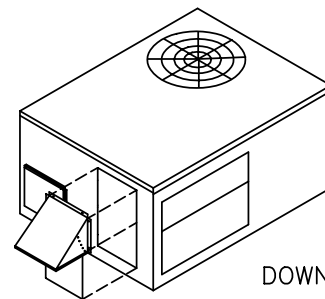
48/50HC 07-09, 12, 50HCQ 07-09, 48/50TC 08, 09,
12, 14, 50TCQ 08, 09, 12 48/50 LC 07

PART NO: SEE BELOW

OUTSIDE AIR INTAKE HOOD REPLACES CF4850HJ 08-0140AI



HORIZONTAL DISCHARGE UNIT



DOWN DISCHARGE UNIT

FEATURES

- COLOR CO-ORDINATED PAINT FINISH.
- INSULATED BOTTOM PANEL.
- GASKET MATERIAL.
- FOR HORIZONTAL UNIT INSTALLATIONS THE HOOD ASSEMBLY MUST BE ATTACHED OVER AN OPENING IN THE SIDE RETURN AIR DUCT.
- WATER ENTRAINMENT FILTER.
- BAROMETRIC BACKDRAFT DAMPER OPENS WHEN FAN IS ENERGIZED.
- ALL SIZES OF OAI's ARE APPROXIMATELY 40%.

DOWN DISCHARGE APPLICATIONS

- 1 - REMOVE THE HORIZONTAL RETURN DUCT COVER PANEL ON THE UNIT.
- 2 - INSTALL THE GASKET MATERIAL PROVIDED TO THE BACK EDGES OF THE OUTSIDE AIR HOOD AND THE BOTTOM PANEL.
- 3 - INSTALL THE BOTTOM PANEL ON THE UNIT FIRST, THEN INSTALL THE OUTSIDE AIR HOOD ABOVE THE PANEL USING THE SCREWS THAT ARE PROVIDED WITH THE HORIZONTAL DUCT COVER PANEL ON THE UNIT. THE HOLES ON THE OUTSIDE AIR HOOD AND BOTTOM PANEL WILL MATCH THE EXISTING HOLES ON THE UNIT.
- 4 - FASTEN THE OUTSIDE AIR HOOD TO THE BOTTOM PANEL WHERE THEY OVERLAP. USE THE 2- #10x1/2" TEK SCREWS PROVIDED.
- 5 - CAULK THE TOP CORNERS OF THE OUTSIDE AIR HOOD TO ASSURE A GOOD SEAL.
- 6 - BAROMETRIC BACKDRAFT DAMPER OPENS WHEN FAN IS ENERGIZED.

HORIZONTAL DISCHARGE APPLICATIONS

- 1 - CUT DESIRED OPENING IN THE RETURN DUCT, INSTALL OUTSIDE AIR HOOD ONLY, DISCARD BOTTOM PANEL.
- 2 - ON MANUAL HOOD, ADJUST TO DESIRED OPENING AS DETAILED.

UNIT SIZE	WATER ENTRAINMENT FILTER	
	08-09 OAI	12.625x17.75x.5
	12-14 OAI	12.625x17.75x.5

SELECT PRODUCT



CANFAB PART #	A	B	C	D
1207-OA	13.625	14.125	12.625	20
	13.625	16.875	12.625	20

DOC: 02-01

PROJECT:

DATE:

ENGINEER:

DISTRIBUTOR:

DRAWING NUMBER: