

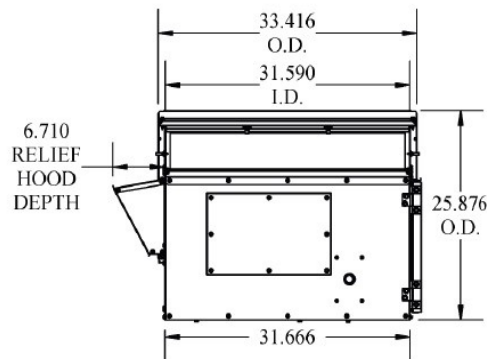
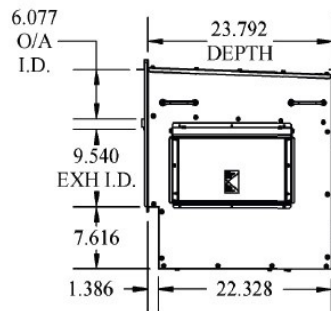
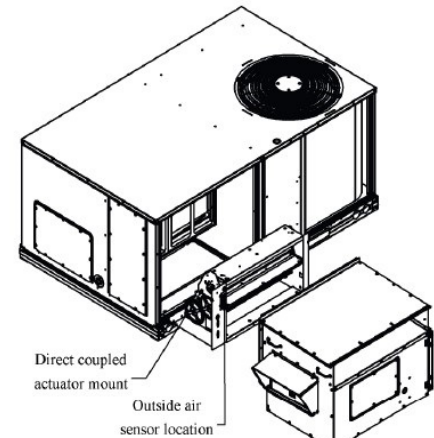
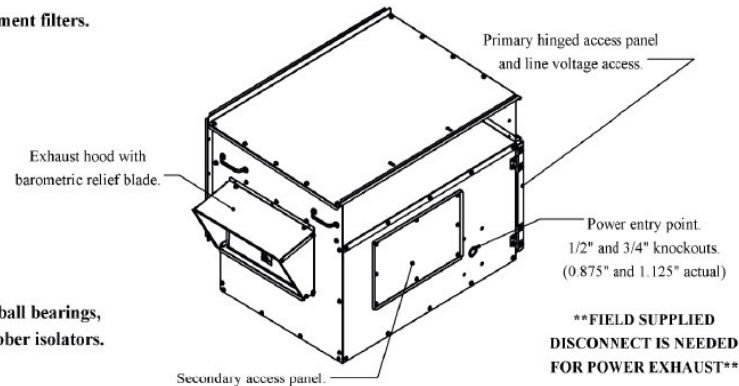
	Date:	Weights:	Units:	Part Number:
	2/17/2025	191lbs/86.64kg		PECD-SRT12CB-D0DB-4L1-4

Submitted To: guest@micrometl.com	Job:	Notes:
-----------------------------------	------	--------

Economizer & Power Exhaust Combination Package, Genesis Ultra Low Leak Vertical with RTU Open - Premier Link - System VU - No Controller, Belimo Actuator, Adjustable Dry Bulb Sensor, 460 Volt Three Phase, Modulating, Designed To Operate At 2675 CFM @ 1/2" - 1 HP. Power Exhaust Painted To Match RTU, All Necessary Panels And Hardware Included. Electrical junction box provided. High voltage cable to be field supplied and installed. Power Exhaust VFD is BacNet Compatible..

FEATURES:

- Includes ECD-SRT12CB series economizer.
- External gear driven dampers with roll formed blades.
- Designed for vertical applications only.
- Factory assembled rain hood, with aluminum water entrainment filters.
- Filter access door supplied with RTU.
- Hinged filter access door is ordered separately.
 - MMC P/# for Chassis 1 - ECD-SRT1CA-HDOOR
 - MMC P/# for Chassis 2 - ECD-SRT2CA-HDOOR
- Rain hood is sloped for water run off.
- All harnesses and plugs needed are supplied.
- Economizer is class 1A & AMCA certified.
- Relief blades are AMCA certified.
- Uses filter rack with unit.
- Field supplied and installed disconnect is required.
- Blower is forward curved, double inlet, with pre-lubricated ball bearings, have a dynamically balanced wheel, and are mounted on rubber isolators.
- Thermally protected motors.
- Adjustable motor pulleys
- See page 2 for PE performance and electrical data.



Compliant Economizer:

- Title 24:** Economizers meet California Energy Commission Title 24-2013 / 2016 prescriptive section 140.4 (damper leakage etc.), and mandatory section 120.2.i for Fault Detection and Diagnostic controls.
- ASHRAE 90.1:** Economizers meet ASHRAE 90.1-2013 / 2016 damper leakage requirements as stated in Table 6.4.3.4.3., and meet 2016 Fault Detection and Diagnosis requirements in section 6.4.3.12.
- IECC:** Economizers meet IECC 2012 section C402.4.5.2 and, IECC 2015 sections C403.2.4.3 and C403.3.3.5 for outside air, return air, and relief damper (when provided) leakage requirements, and IECC 2015 section c403.2.4.7 for Fault Detection and Diagnostic requirements, Note: IECC 2015 section C403.2.4.7.1 requires differential return air sensor, which is included in some models (i.e. -D2XH) and must be ordered separately on others (i.e. -D2DH, -D2EH).
- AMCA:** Outside air and return air (volume) dampers are AMCA Class 1A rated at 1" w.g. Refer to MicroMetl NS2 catalog sheet on web site for details. Relief air dampers (when provided) are also AMCA rated. Refer to GR1 series catalog sheet on web site for details.

-Control Types	
-D2DH	W7220 controller, actuator w/feedback, adjustable drybulb controls
-D2EH	W7220 controller, actuator w/feedback, enthalpy controls
-D2XH	W7220 controller, actuator w/feedback, dual adjustable drybulb controls
-D2ZH	W7220 controller, actuator w/feedback, dual enthalpy controls
-D0DB-4	RTU Open - Premier Link - System VU, No controller, Adjustable dry bulb, Belimo actuator
-D0DB-X	Comfortlink - No controller, Adjustable dry bulb, Belimo MFT actuator with 500 ohm resistor
-D00H-H	Communicating Honeywell actuator only
-D00H	Non-communicating Honeywell actuator only
-D00B	Belimo actuator with feedback and end switch
-D00S	Siemens actuator with feedback

-PE Options	
-2VH or -2V1	208/230V 1PH or 3PH, Constant Volume, 1/2HP or 1HP
-2LH or -2L1	208/230V 1PH or 3PH, Modulating, BACNet ready, 1/2HP or 1HP
-2TH or -2T1	20/230V 1PH or 3PH, 3rd Party Controls, BACNet ready, 1/2HP or 1HP
-4VH or -4V1	460V 1PH or 3PH, Constant Volume, 1/2HP or 1HP
-4LH or -4L1	460V 1PH or 3PH, Modulating, BACNet ready, 1/2HP or 1HP
-4TH or -4T1	460V 1PH or 3PH, 3rd Party Controls, BACNet ready, 1/2HP or 1HP

The Information contained in this drawing is the sole property of Micrometl Corporation. Any reproduction in part or whole without the written permission of Micrometl Corporation is prohibited.

Indianapolis_3035 N. Shadeland Ave., Indianapolis, IN 46226_800.MMC.HVAC • Sparks_905 Southern Way, Sparks, NV 89431_800.884.4MMC • Longview_201 Kodak Blvd., Longview, TX 75602_903.248.4800

 MicroMetl	Date: 2/17/2025	Weights: 191lbs/86.64kg	Units:	Part Number: PECD-SRT12CB-D0DB-4L1-4
--	--------------------	----------------------------	--------	---

Submitted To: guest@micrometl.com	Job:	Notes:
-----------------------------------	------	--------

Economizer & Power Exhaust Combination Package, Genesis Ultra Low Leak Vertical with RTU Open - Premier Link - System VU - No Controller, Belimo Actuator, Adjustable Dry Bulb Sensor, 460 Volt Three Phase, Modulating, Designed To Operate At 2675 CFM @ 1/2" - 1 HP. Power Exhaust Painted To Match RTU, All Necessary Panels And Hardware Included. Electrical junction box provided. High voltage cable to be field supplied and installed. Power Exhaust VFD is BacNet Compatible..

Compliant Economizer:

1. **Title 24:** Economizers meet California Energy Commission Title 24-2013 / 2016 prescriptive section 140.4 (damper leakage etc.), and when used with Carrier Comfortlink, RTU Open, System Vu, or I/O Flex 6126 control systems, meet mandatory section 120.2.i for Fault Detection and Diagnostic requirements. 5 Year Warranty for parts and components only.
2. **ASHRAE 90.1:** Economizers meet ASHRAE 90.1-2013/2016 damper leakage requirements, and meet 2016 Fault Detection and Diagnosis requirements when used with Carrier Comfortlink, RTU Open, System Vu, or I/O Flex 6126 control systems.
3. **IECC:** Economizers meet IECC 2012, IECC 2015, and IECC 2018 for outside air, return air, and relief damper (when provided) leakage requirements, and when used with Carrier Comfortlink, RTU Open, System Vu, or I/O Flex control systems meet IECC 2015 and IECC 2018 for Fault Detection and Diagnostic requirements. Note: IECC 2015 and IECC 2018 requires differential return air sensor, which must be ordered separately.
4. **AMCA:** Outside air and return air (volume) dampers are AMCA Class 1A rated at 1" w.g. Refer to MicroMetl NS2 catalog sheet on web site for details. Relief air dampers (when provided) are also AMCA rated. Refer to GR1 series catalog sheet on web site for details.

Features:

- Includes **ECD-SRT12CA Series Economizer**. See economizer submittal for economizer details.
- Designed specifically for vertical discharge applications. Easy to install. Easy to service.
- Includes assembled rainhood with aluminum water entrainment filters in the outside air section.
- Rainhood is sloped for water run-off.
- Built-in barometric relief damper provided.
- All harnesses and plugs needed are provided.
- Uses standard filter access door shipped with HVAC unit.
- If factory hinged access door option is installed on unit, an additional kit is required to seal hinged door properly.
- OEM part no. CRPECONV003A00 or MicroMetl part number 0640-0100-HDANGL

Notes:

1. Control systems include DDC actuator, and some models include 500 OHM resistor and outside air temperature sensor.
2. Differential return air sensor if required can be ordered from OEM unit factory, and is field installed in return duct.
3. ASHRAE, IECC, and Title 24 require the economizer controller be capable of reporting faults to a fault management application accessible by day-to-day operating or service personnel, or annunciated locally on zone thermostats or in some codes other devices are acceptable. Refer to applicable code requirements and to DDC controller for options.



MicroMetl Corporation certifies that the models GR1 and NS2 shown herein are licensed to bear the AMCA Seal. The ratings shown are based on tests and procedures performed in accordance with AMCA Publication 511 and comply with requirements of the AMCA Certified Ratings Programs. The AMCA Certified Ratings Seal applies to Air Leakage and Air Performance ratings.

The Information contained in this drawing is the sole property of Micrometl Corporation. Any reproduction in part or whole without the written permission of Micrometl Corporation is prohibited.

Indianapolis_3035 N. Shadeland Ave., Indianapolis, IN 46226_800.MMC.HVAC • Sparks_905 Southern Way, Sparks, NV 89431_800.884.4MMC • Longview_201 Kodak Blvd., Longview, TX 75602_903.248.4800

 Micrometl	Date:	Weights:	Units:	Part Number:
	2/17/2025	191lbs/86.64kg		PECD-SRT12CB-D0DB-4L1-4

Submitted To: guest@micrometl.com	Job:	Notes:
-----------------------------------	------	--------

Economizer & Power Exhaust Combination Package, Genesis Ultra Low Leak Vertical with RTU Open - Premier Link - System VU - No Controller, Belimo Actuator, Adjustable Dry Bulb Sensor, 460 Volt Three Phase, Modulating, Designed To Operate At 2675 CFM @ 1/2" - 1 HP. Power Exhaust Painted To Match RTU, All Necessary Panels And Hardware Included. Electrical junction box provided. High voltage cable to be field supplied and installed. Power Exhaust VFD is BacNet Compatible..

- 1/2HP Power Exhaust Configurations and Electrical Data								
Suffix	Voltage	Phase	Description	HP	FLA	MCA	MOCP	Internally Provided Fuses
1VH	208-230/240	1	Constant Volume	0.5	4.1-4.3	5.1-5.4	9.2-9.7	N/A
2VH	208-230/240	3	Constant Volume	0.5	2.3-2.2	2.9-2.8	5.2-5.0	N/A
1LH or 1TH	208-230/240	1	Modulating	0.5	5.7*	7.1	12.8	10 Amp
2LH or 2TH	208-230/240	3	Modulating	0.5	3.9*	4.9	8.8	10 Amp
4VH	460/480	3	Constant Volume	0.5	1.1	1.4	2.5	N/A
4LH or 4TH	460/480	3	Modulating	0.5	1.5*	1.9	3.4	10 Amp

- 1HP Power Exhaust Configurations and Electrical Data								
Suffix	Voltage	Phase	Description	HP	FLA	MCA	MOCP	Internally Provided Fuses
2V1	208-230/240	3	Constant Volume	1.0	3.8-3.6	4.8-4.5	8.6-8.1	N/A
1L1	208-230/240	1	Modulating	1.0	10.0*	12.5	22.5	20 Amp
2L1 or 2T1	208-230/240	3	Modulating	1.0	6.4*	8.0	14.4	12 Amp
4V1	460/480	3	Constant Volume	1.0	1.9	2.4	4.3	N/A
4L1 or 4T1	460/480	3	Modulating	1.0	2.8*	3.5	6.3	10 Amp

*VFD Input Current

	Date:	Weights:	Units:	Part Number:
	2/17/2025	191lbs/86.64kg		PECD-SRT12CB-D0DB-4L1-4

Submitted To: guest@micrometl.com	Job:	Notes:
-----------------------------------	------	--------

Economizer & Power Exhaust Combination Package, Genesis Ultra Low Leak Vertical with RTU Open - Premier Link - System VU - No Controller, Belimo Actuator, Adjustable Dry Bulb Sensor, 460 Volt Three Phase, Modulating, Designed To Operate At 2675 CFM @ 1/2" - 1 HP. Power Exhaust Painted To Match RTU, All Necessary Panels And Hardware Included. Electrical junction box provided. High voltage cable to be field supplied and installed. Power Exhaust VFD is BacNet Compatible..

- Series <u>Low Static</u> Power Exhaust Configurations and Electrical Data								
Suffix	Voltage	Phase	Description	HP	FLA	MCA	MOCP	Internally Provided Fuses
1VH	208-230	1	Constant Volume	0.5	4.1-4.3	5.1-5.4	9.2-9.7	N/A
2VH	208-230	3	Constant Volume	0.5	2.3-2.2	2.9-2.8	5.2-5.0	N/A
1LH or 1TH	230	1	Modulating	0.5	5.7*	7.1	12.8	10 Amp
2LH or 2TH	230	3	Modulating	0.5	3.9*	4.9	8.8	10 Amp
4VH	460	3	Constant Volume	0.5	1.1	1.4	2.5	N/A
4LH or 4LH	460	3	Modulating	0.5	1.5*	1.9	3.4	10 Amp
- Series <u>High Static</u> Power Exhaust Configurations and Electrical Data								
Suffix	Voltage	Phase	Description	HP	FLA	MCA	MOCP	Internally Provided Fuses
2V1	208-230	3	Constant Volume	1.0	3.8-3.6	4.8-4.5	8.6-8.1	N/A
1L1	208-230	1	Modulating	1.0	10.0*	12.5	22.5	20 Amp
2L1 or 2T1	230	3	Modulating	1.0	6.4*	8.0	14.4	12 Amp
4V1	460	3	Constant Volume	1.0	1.9	2.4	4.3	N/A
4L1 or 4T1	460	3	Modulating	1.0	2.8*	3.5	6.3	10 Amp

*VFD Input Current

"1/2 HP" Sound Data - Assumes .3125 Internal Exhaust Cabinet Static.												
CFM	ESP	RPM	Freq. (Hz)	63	125	250	500	1000	2000	4000	8000	Blower Outlet dBA @ 5ft.
2200	0.1	712	dBA	76	74	71	69	68	65	61	58	62
2075	.25	760		78	76	74	71	70	68	64	61	64
2025	.3	781		78	76	75	72	71	69	64	61	65
1950	.4	821		81	78	76	73	71	69	65	62	66
1850	.5	864		83	80	77	74	72	69	66	63	67
1775	.6	908		84	82	79	76	74	72	68	65	68
1650	.75	974		86	83	82	78	76	76	70	67	71

"1 HP" Sound Data - Assumes .3125 Internal Exhaust Cabinet Static.												
CFM	ESP	RPM	Freq. (Hz)	63	125	250	500	1000	2000	4000	8000	Blower Outlet dBA @ 5ft.
2900	0.1	840	dBA	82	79	76	73	71	68	65	62	66
2825	.25	875		83	80	78	74	73	70	67	64	67
2800	.3	886		83	81	78	75	73	71	67	64	68
2725	.4	909		84	81	79	76	74	73	68	65	69
2675	.5	935		85	82	80	77	75	74	69	66	70
2625	.6	967		86	83	82	78	76	75	70	67	71
2525	.75	1011		87	85	83	79	77	76	71	68	72