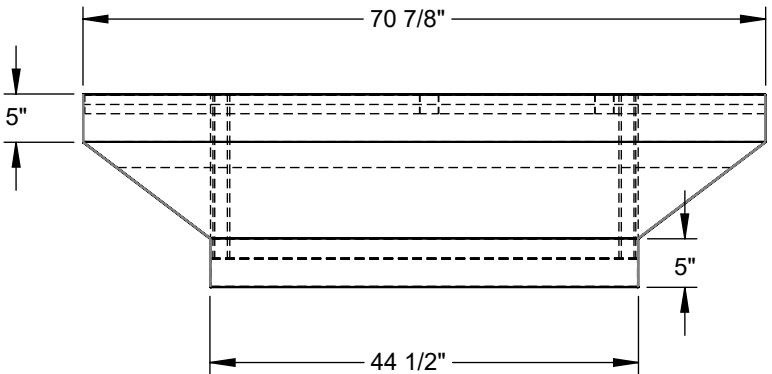
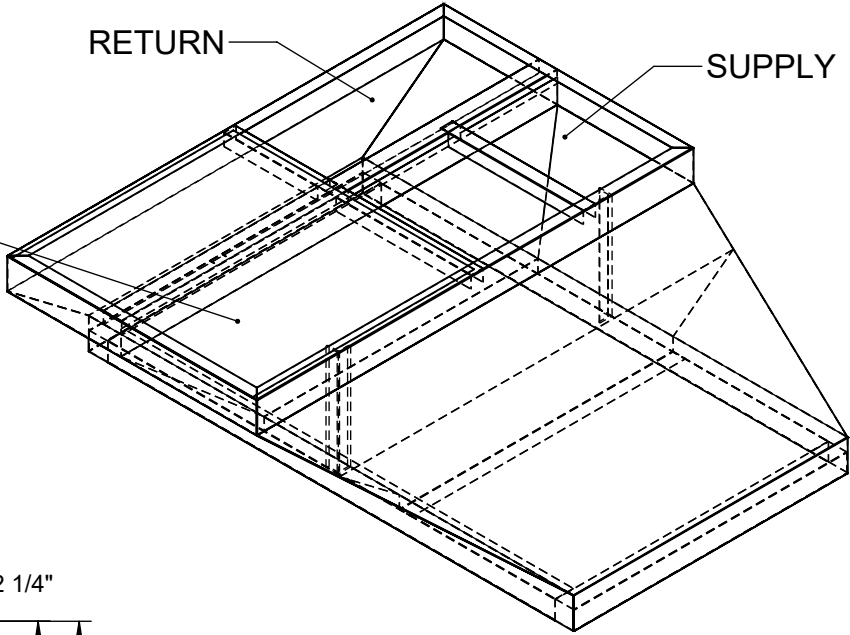
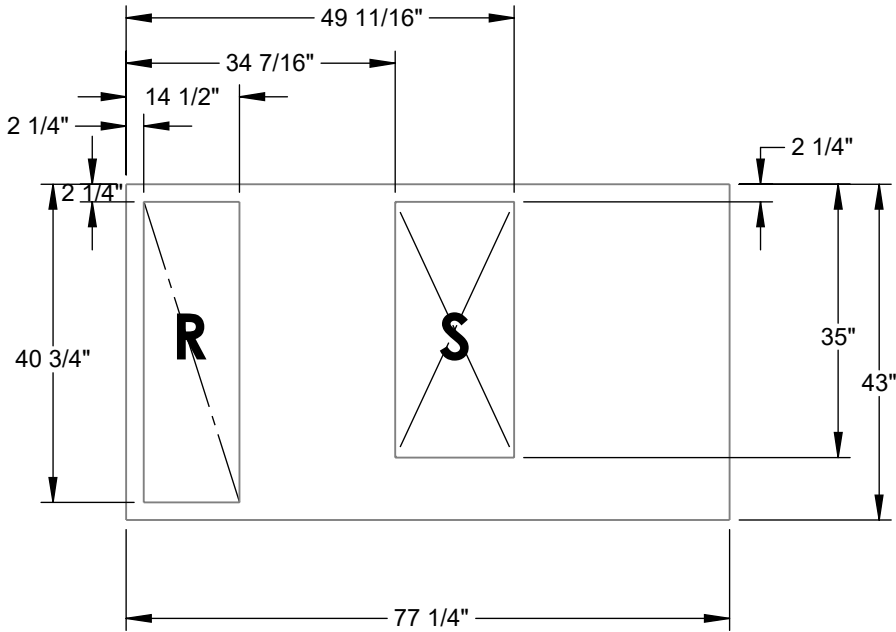
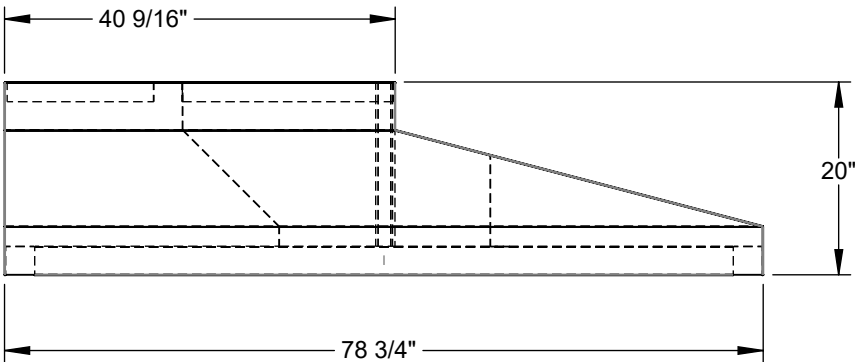
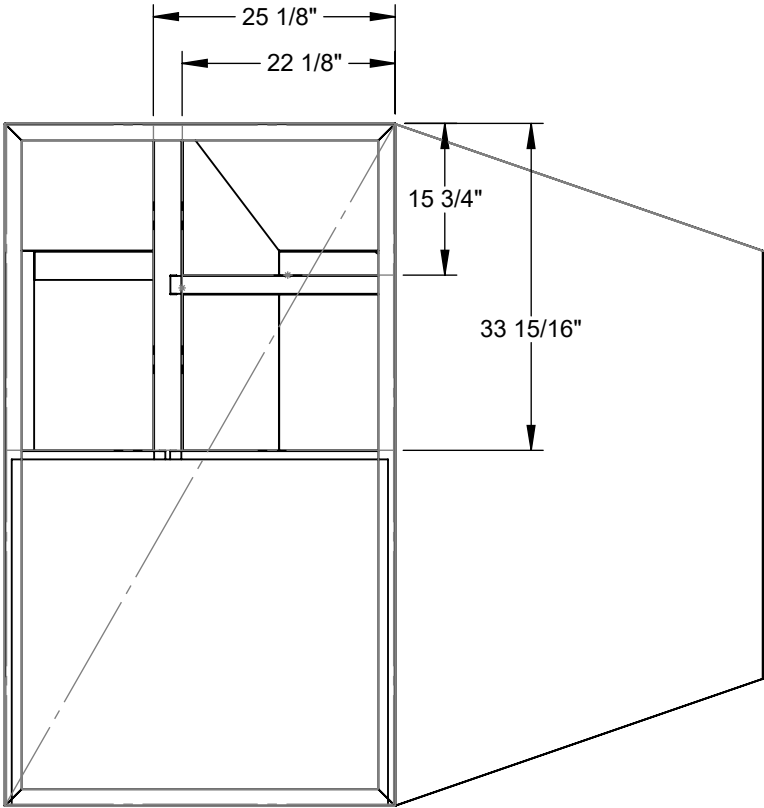


OPTIONS:
INSULATED PANELS (WHERE REQUIRED)
1" 1-1/2LB DUCT INSULATION (R VALUE 3.85)
GASKET PROVIDED WITH CURB

DIMENSIONED AND TOLERENCED PER ANSI Y14.5M-1982

REVISIONS			
REV.	DESCRIPTION	DATE	APPROVED
1	INITIAL DRAWING	11/10/2023	ZC

Attn: _____
Approval: _____
RTU TAG(S): _____



Material: 18 ga. G-90 Galv Steel
Existing Curb Oversized by: 1.5 Inches
Operational Height(Raise unit by):17 Inches

THIS DRAWING & THE INFORMATION CONTAINED
THEREIN IS THE CONFIDENTIAL, PROPRIETARY
INFORMATION OF CRYSTAL DISTRIBUTION INC.,
& MAY NOT BE USED OR REPRODUCED
WITHOUT THE APPROVAL OF CRYSTAL DISTRIBUTION, INC.
ALL RIGHTS RESERVED

APPROVALS	DATE
DRAWN: zcupples	11/10/2023
CHECKED:	
DIMENSIONS ARE AS FOLLOWS: 1.00 in [25.40 mm]	



Contact us @
www.cdicurbs.com
or
1-888-234-7001

TITLE/FILE NAME: 1-3000-4000		
APPROXIMATE CURB WEIGHT (LBS.) 165	ECO #:	REV: 1
SCALE: 1:16	SHEET: 1	OF 4