

OPTIONS:

MATERIAL: 18ga. GALV STEEL
INSULATED PANELS (WHERE REQUIRED)
1" 1-1/2LB DUCT INSULATION (R VALUE 3.85)
GASKET PROVIDED WITH CURB
1 1/2" ADDED TO EXISTING CURB O.D.

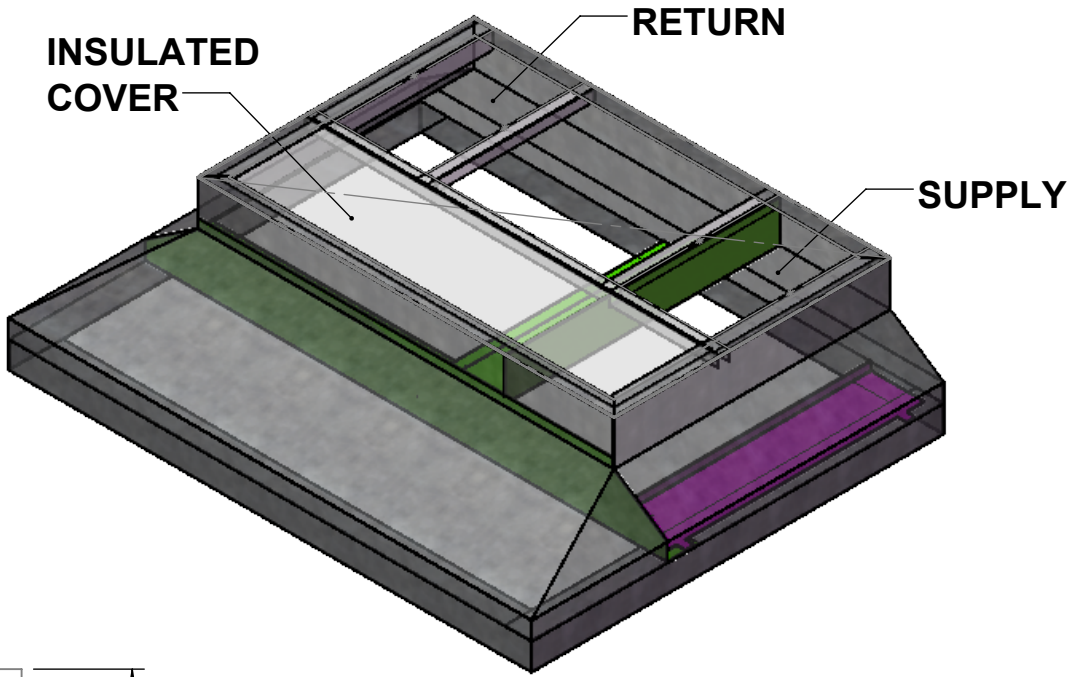
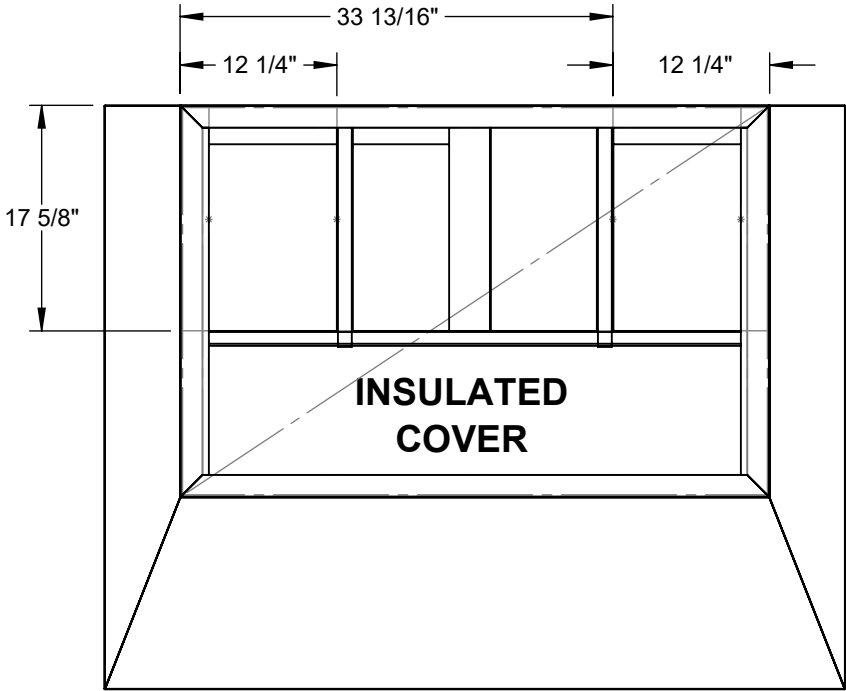
DIMENSIONED AND TOLERENCED PER ANSI Y14.5M-1982

REVISIONS				
REV.	ECO#	DESCRIPTION	DATE	APPROVED
1		INITIAL DRAWING	5/24/2017	HMH
2		UPDATED TO HEM STYLE	3/18/2021	ES

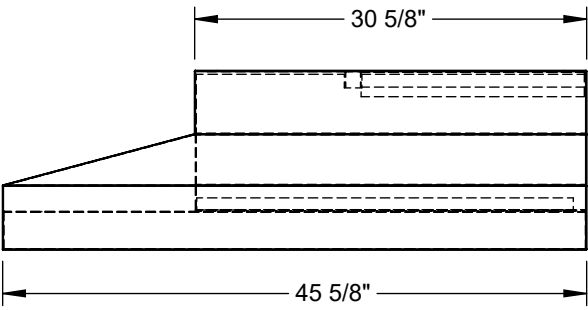
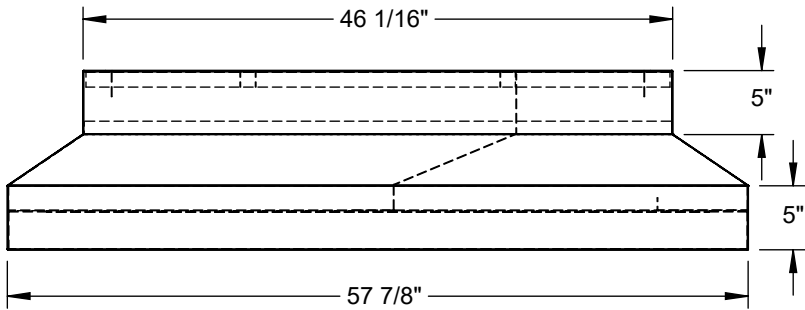
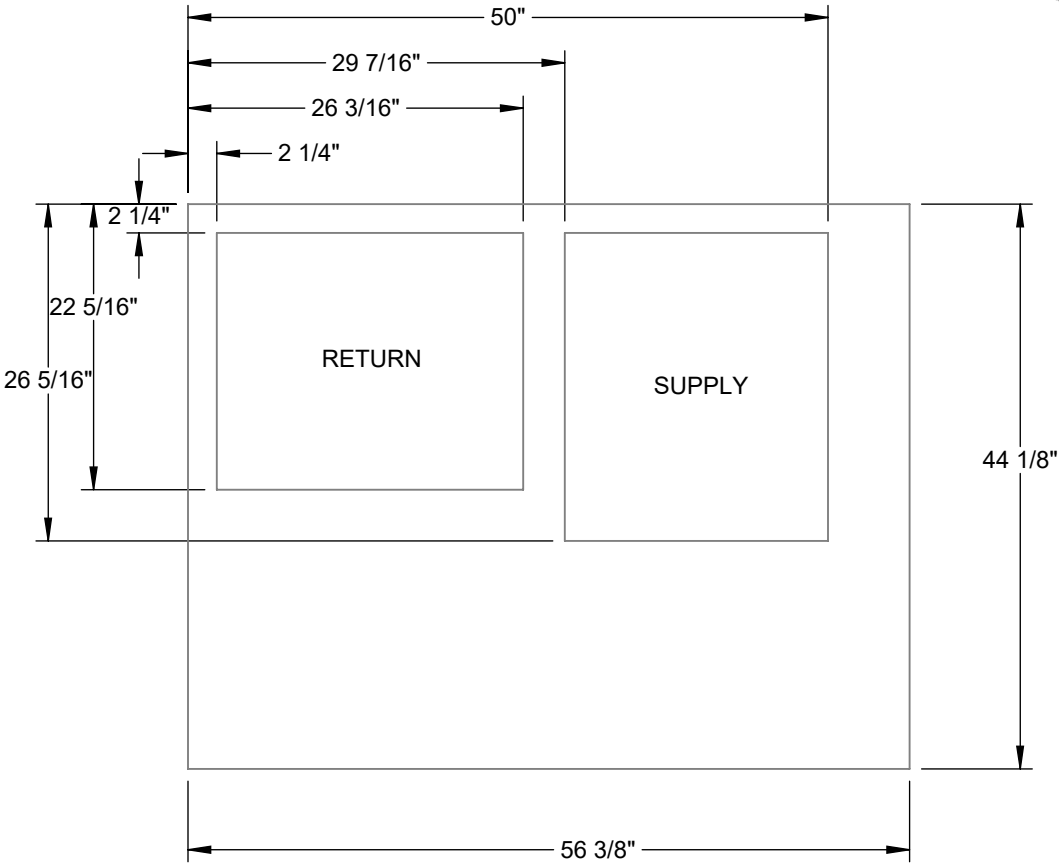
Attn: _____

Tag: _____

Approval: _____



EXISTING CURB LAYOUT



CURB SHOWN IS CDI STANDARD CONFIGURATION CDI RESERVES THE RIGHT TO CHANGE LAYOUT WITHOUT NOTIFICATION. IF CURB IS NEEDED IN A DIFFERENT CONFIGURATION CDI MUST BE NOTIFIED PRIOR TO PLACING AN ORDER.

OPERATIONAL HEIGHT OF CDI ADAPTER IS 3" LESS THAN OVERALL CURB HEIGHT SHOWN.

THIS DRAWING & THE INFORMATION CONTAINED THEREIN IS THE CONFIDENTIAL, PROPRIETARY INFORMATION OF CRYSTAL DISTRIBUTION INC., & MAY NOT BE USED OR REPRODUCED WITHOUT THE APPROVAL OF CRYSTAL DISTRIBUTION, INC. ALL RIGHTS RESERVED

*VERIFY EXISTING CURB OD
*VERIFY SUPPLY AND RETURN OPENINGS
*NOTE ANY CHANGES
*CALL WITH ANY QUESTIONS
*FAX BACK IF DRAWING IS OK AS IS

APPROVALS

DRAWN: [esaunders](#)

CHECKED: _____

DATE: 3/26/2021

DIMENSIONS ARE AS FOLLOWS: 1.00 in [25.40 mm]

3RD ANGLE PROJECTION

CDI
CRYSTAL DISTRIBUTION, INC.
CRYSTAL CURBS ADAPTERS

Contact us @ www.cdicurbs.com
or 1-888-234-7001

TITLE/FILE NAME:

1-2000-4021

APPROXIMATE CURB WEIGHT (LBS.): 65.71

ECO #:

SCALE: 1:15

SHEET: 1 OF 11

REV: 1